

BASIC FEATURES OF MAJOR ECONOMIES

	GDP	GDP YoY	GDP QoQ	Interest rate	Inflation rate	Jobless rate	Gov. Budget	Debt/GDP	Current Account	Currency	Population
United States	20937	3.40%	-1.40%	0.50%	8.50%	3.60%	-16.70%	137.20%	-3.10	98.56	329.48
China	14723	4.80%	1.30%	3.70%	1.50%	5.80%	-3.70%	66.80%	1.80	6.37	1412.60
Euro Area	13011	5.00%	0.20%	0.00%	7.50%	6.80%	-5.10%	95.60%	3.00	1.11	342.41
Japan	4975	0.70%	1.10%	-0.10%	1.20%	2.60%	-12.60%	266.20%	3.20	108.19	125.67
Germany	3846	3.70%	0.20%	0.00%	7.40%	5.00%	-4.30%	69.30%	7.00	1.11	83.17
United Kingdom	2708	6.60%	1.30%	0.75%	7.00%	3.80%	-14.80%	94.00%	-3.50	1.25	67.08
France	2630	5.30%	0.00%	0.00%	4.80%	7.40%	-9.20%	112.90%	-1.00	1.11	67.29
Italy	1886	5.80%	-0.20%	0.00%	6.20%	8.50%	-7.20%	150.80%	3.60	1.11	59.64
Russia	1484	5.00%	-0.80%	14.00%	16.70%	4.10%	0.80%	17.80%	6.80	64.35	146.20
Turkey	720	9.10%	1.50%	14.00%	63.14%	10.70%	-2.70%	42.00%	-1.70	8.62	83.61
Greece	189	7.70%	0.40%	0.00%	8.90%	12.80%	-5.00%	193.30%	-6.70	1.11	10.72
Cyprus	24	5.90%	0.70%	0.00%	7.10%	6.40%	-5.70%	103.60%	-11.90	1.11	0.89

CURRENCY EXCHANGE RATES

EUR Cross	Price	Day	Weekly	Monthly	Yearly	Date		
EURUSD	1,0548	0.00480	0.45%	-2.32%	-5.48%	-12.25%	Apr/29	(USA DOLLAR)
EURGBP	0.83840	0.00430	-0.51%	-0.33%	-1.32%	-3.56%	Apr/29	(BRITISH POUND STERLING)
EURAUD	1,49299	0.01470	1.00%	0.18%	0.32%	-4.18%	Apr/29	(AUSTRALIAN DOLLAR)
EURNZD	1,63239	0.01410	0.87%	0.36%	1.92%	-2.72%	Apr/29	(NEW ZEALAND DOLLAR)
EURJPY	136,899	0.655	-0.48%	-1.34%	0.46%	4.17%	Apr/29	(JAPANESE YEN)
EURCNY	6,99313	0.00740	-0.11%	-0.74%	-1.46%	-10.12%	Apr/29	(CHINESE YUAN)
EURCHF	1,02644	0.00540	0.52%	-0.65%	-0.37%	-6.47%	Apr/29	(SWISSE FRANK)
EURCAD	1,35213	0.00730	0.54%	-1.49%	-2.94%	-8.44%	Apr/29	(CANADIAN DOLLAR)

EURMXN	21,4937	0.0246	0.11%	-1.53%	-3.11%	-11.42%	Apr/29	(MEXICAN PESO)
EURINR	80,7240	0.2294	0.29%	-4.35%	-5.43%	-8.16%	Apr/29	(INDIAN RUPEE)
EURBRL	5,2457	0.05596	1.08%	3.34%	-1.24%	-20.80%	Apr/29	(BRAZILIAN REAL)
EURRUB	74,4104	2.4552	3.41%	-10.36%	-17.32%	-17.74%	Apr/29	(RUSSIAN RUBLE)
EURKRW	1.329,35	6.39	-0.48%	-1.28%	-0.72%	-1.00%	Apr/29	(SOUTH KOREAN WON)
EURIDR	15.322,70	17.2	-0.11%	-1.16%	-2.95%	-12.77%	Apr/27	(INDONESIAN RUPIAH)
EURSEK								(SWEDISH KRONA)
EURSGD								(SINGAPORE DOLLAR)
EURISK								(ICELANDIC KRONA)
EURCZK								(CZECH REPUBLIC KORUNA)
EURDKK								(DANISH KRONE)
EURHKD								(HONG KONG DOLLAR)
EURNOK								(NORWEGIAN KRONE)

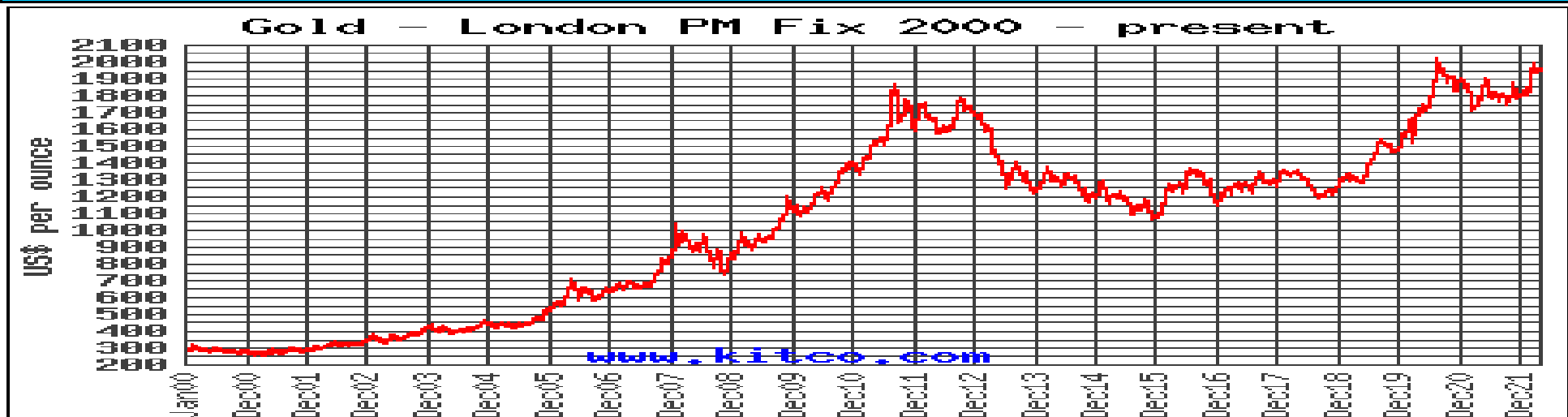
CRYPTO

	Price	Day	%	Weekly	Monthly	YoY	Market Cap	Date	
BTCUSD	38569.7	1302.7	-3.27%	-2.55%	-18.42%	-33.23%	\$729,933M	8:08	(BIT COIN)
ETHUSD	2826.44	120.56	-4.09%	-4.89%	-17.21%	1.80%	\$336,222M	8:08	(ETHEREUM)
XRPUSD	0.62131	0.02369	-3.67%	-14.61%	-27.87%	-61.19%	\$29,629M	Mar/05	(XRP RIPPLE)

COMMODITIES

	Actual	Chg	%Chg
Crude Oil	104,130	1.25	-1.19%
Brent	109.40	1.81	1.68%
Natural gas	7,2450	0.36	5.18%
Gasoline	3,4640	0.04	-1.15%
Heating oil	4,4466	0.72	-13.95%
Gold	1,896.00	1.66	0.09%
Silver	22,746	0.39	-1.68%
Copper	4,3705	0.04	-0.80%
Soybeans	1.708,25	1.75	0.10%
Wheat	1.055,75	30.00	-2.76%
Coal	326,3	0.25	0.08%
Steel	5.208,00	157.00	3.11%
Iron Ore	142.00	4.00	2.90%

GOLD **1.896,70 \$/OUNCE**



(πηγή Kitco)

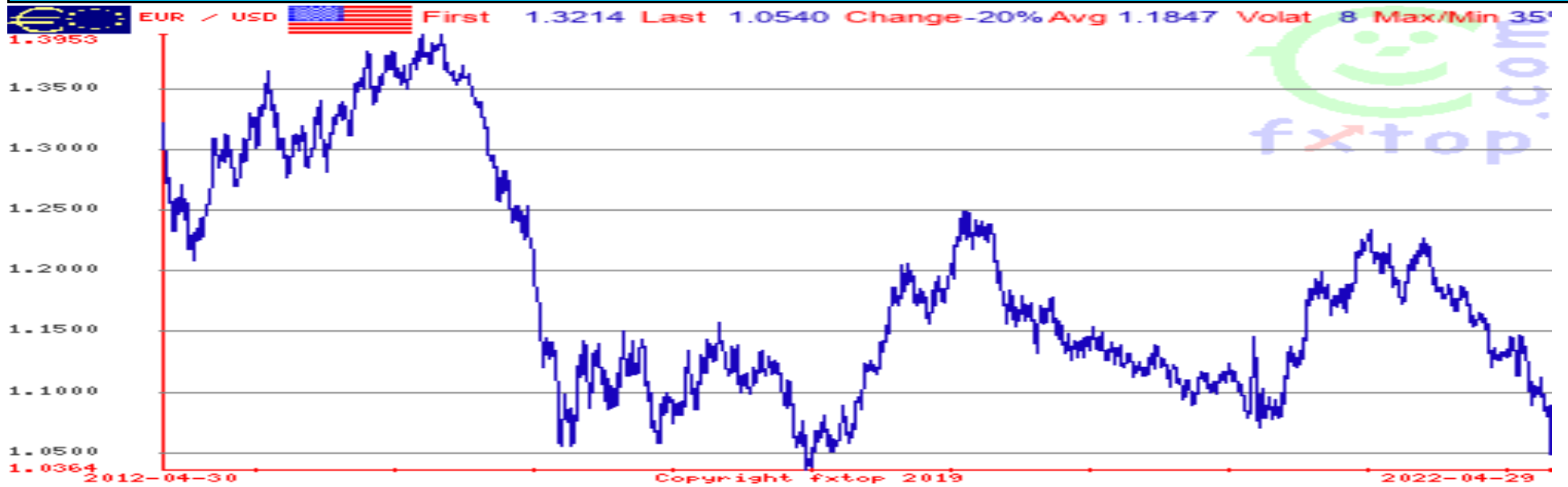
BRENT CRUDE OIL **109,400 \$ / b**



(πηγή econometrics)

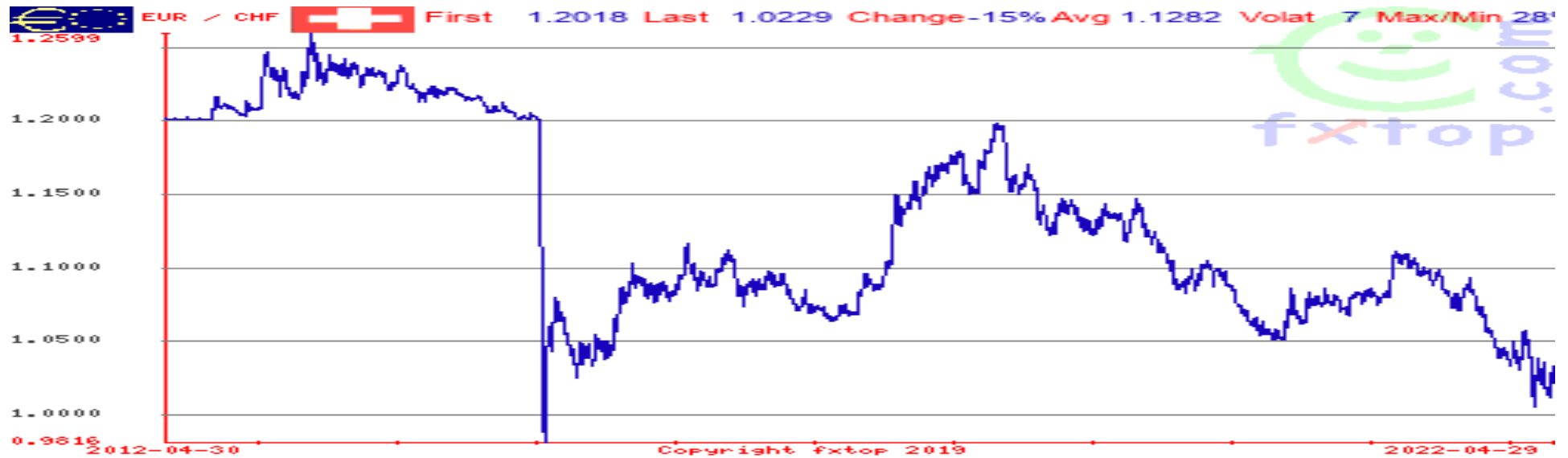
EURO/DOLLAR USA

1,05400



EURO/CHF

1,0229



EURO/GBP

0,8391



EUR / GBP



First

0.8129

Last

0.8391

Change

3%

Avg

0.8401

Volat

8

Max/Min

34%



(πηγή: fxtop.com)

BONDS INTERNATIONAL MARKETS

Europe	Yield	1 Day	1 Month	1 Year	Time
Germany	0.94%	4	39	114	4/29/2022
Britain	1.90%	3	30	106	4/29/2022
France	1.46%	6	48	130	4/29/2022
Italy	2.77%	6	74	187	4/29/2022
Spain	1.97%	7	54	150	4/29/2022
Netherlands	1.22%	4	43	128	4/29/2022
Portugal	2.01%	7	67	154	4/29/2022
Greece	3.31%	14	68	235	4/29/2022
Switzerland	0.81%	-1	27	106	4/29/2022

Americas	Yield	1 Day	1 Month	1 Year	Time
United States	2.93%	11	60	131	4/29/2022
Canada	2.86%	8	46	132	4/29/2022
Brazil (USD)	12.27%	3	68	316	4/29/2022
Mexico (USD)	9.07%	3	84	220	4/29/2022

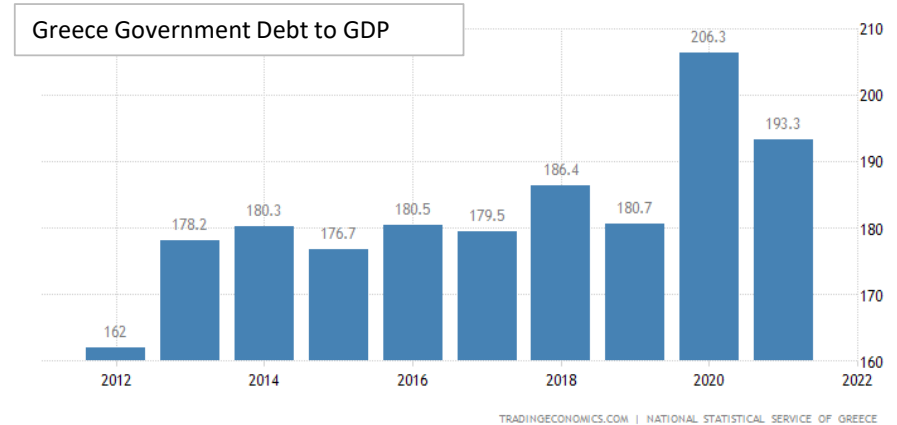
Asia	Yield	1 Day	1 Month	1 Year	Time
Japan	0.21%	0	1	13	4/29/2022
Australia	3.12%	4	28	138	4/29/2022
New Zealand	3.62%	6	42	199	4/29/2022
Hong Kong	2.63%	7	61	--	4/29/2022
Singapore	2.50%	-1	19	93	4/29/2022
South Korea	3.21%	6	26	107	4/29/2022
India	7.14%	-1	30	111	4/29/2022

(mm/dd/year)

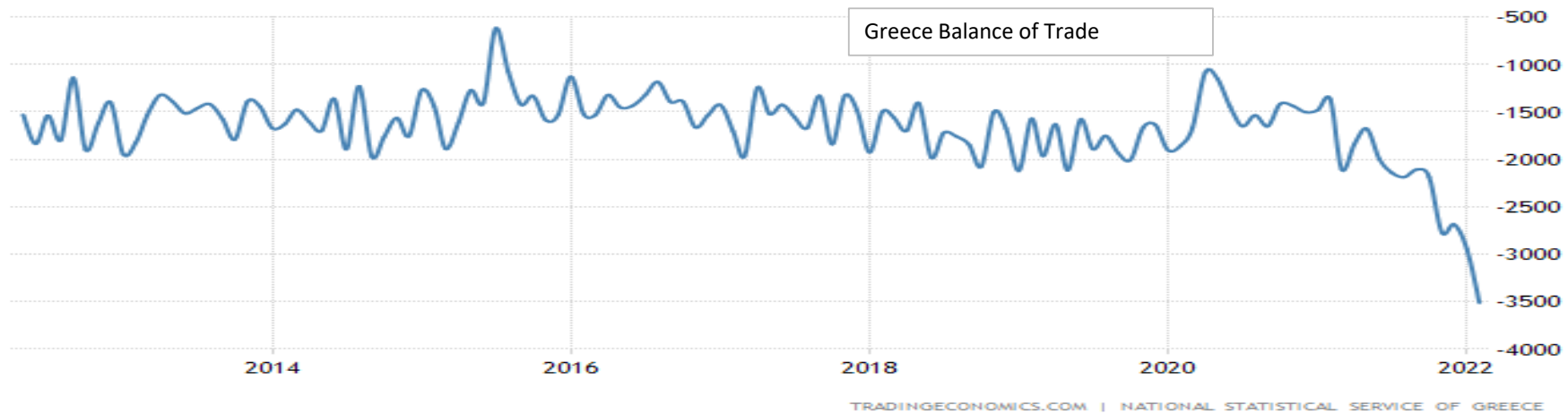
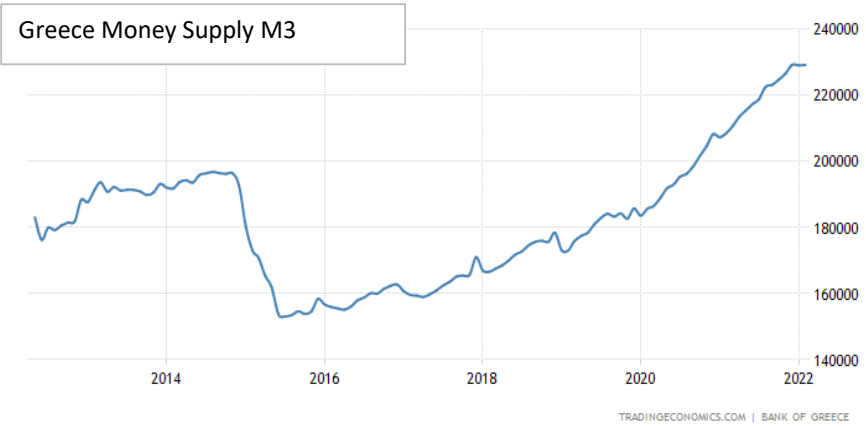
Greece - Economic Indicators

Overview	Last	Previous		Frequency
GDP Growth Rate	0.4	2	percent	Dec/21
Unemployment Rate	12.8	12.9	percent	Feb/22
Inflation Rate	8.9	7.2	percent	Mar/22
Interest Rate	0	0	percent	Apr/22
Balance of Trade	-3513	-2944	EUR Million	Feb/22
Government Debt to GDP	193	206	percent of GDP	Dec/21

Money	Last	Previous		Frequency
Interest Rate	0	0	percent	Apr/22
Interbank Rate	-0.56	-0.56	percent	Apr/22
Money Supply M0	34193	33925	EUR Million	Feb/22
Money Supply M1	190436	189996	EUR Million	Feb/22
Money Supply M2	228420	228414	EUR Million	Feb/22
Money Supply M3	229168	229045	EUR Million	Feb/22
Banks Balance Sheet	324556	325729	EUR Million	Feb/22
Foreign Exchange Reserves	13060	13022	EUR Million	Mar/22
Loans to Private Sector	63385	62449	EUR Million	Feb/22
Central Bank Balance Sheet	238215	231684	EUR Million	Dec/21
Loan Growth	9.2	10.3	percent	Mar/22
Private Debt to GDP	139	124	percent	Dec/20

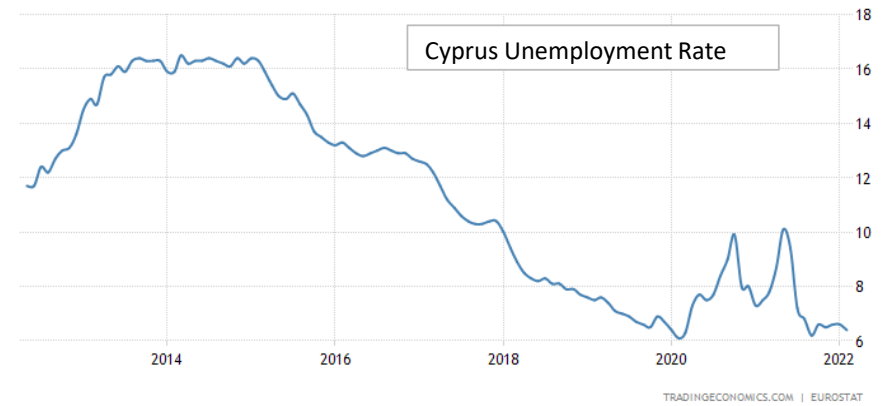


Trade	Last	Reference	Previous	Range	Frequency
Balance of Trade	-3513	-2944	EUR Million	Feb/22	Monthly
Exports	3646	3374	EUR Million	Feb/22	
Imports	6774	6318	EUR Million	Feb/22	

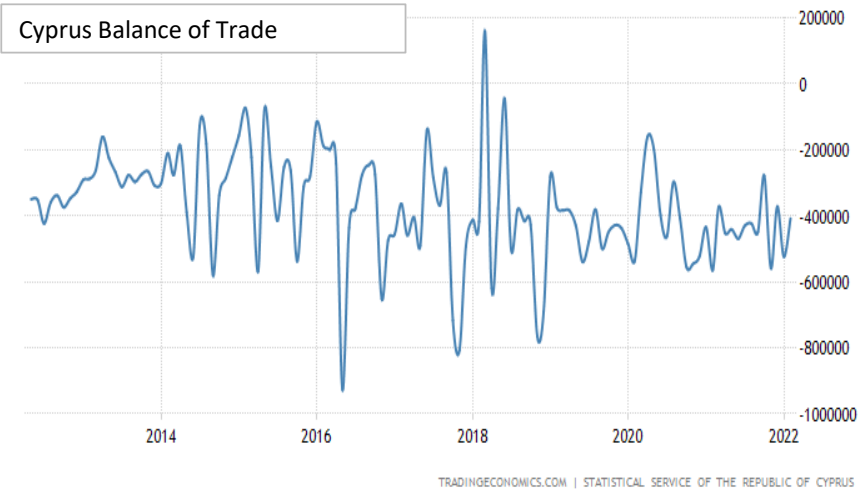


Cyprus - Economic Indicators

Overview	Last	Reference	Previous	Range	Frequency
GDP Growth Rate	0.7	1.7	percent	Dec/21	Quarterly
Unemployment Rate	6.4	6.6	percent	Feb/22	Monthly
Inflation Rate	7.1	6.6	percent	Mar/22	Monthly
Interest Rate	0	0	percent	Apr/22	Daily
Balance of Trade	-407856	-523592	EUR Thousand	Feb/22	Monthly
Government Debt to GDP	104	115	percent of GDP	Dec/21	Yearly



Money	Last	Reference	Previous	Range	Frequency
Interest Rate	0	0	percent	Apr/22	Daily
Foreign Exchange Reserves	1492	1478	EUR Million	Mar/22	Monthly



Trade	Last	Reference	Previous	Range	Frequency
Balance of Trade	-407856	-523592	EUR Thousand	Feb/22	Monthly
Exports	295497	222405	EUR Thousand	Feb/22	Monthly
Imports	703353	745997	EUR Thousand	Feb/22	Monthly

SOVEREIGN RATINGS

FOREIGN CURRENCY

MOODY'S
Aaa
Aa1
Aa2
Aa3
A1
A2
A3
Baa1
Baa2
Baa3
Ba1
Ba2
Ba3
B1
B2
B3
Caa1
Caa2
Caa3
Ca
C

FITCH
AAA
AA+
AA
AA-
A+
A
A-
BBB+
BBB
BBB-
BB+
BB
BB-
B+
B
B-
CCC
CC
C
RD
D
WD
PIF
NR

S&P
AAA
AA+
AA
AA-
A+
A
A-
BBB+
BBB
BBB-
BB+
BB
BB-
B+
B
B-
CCC
CC
C
RD
D
WD
PIF
NR

GREECE

Credit Rating Agency	Rating	Outlook	Date
MOODY'S	Ba3	Stable	06.11.2020
FITCH	BB	Stable	23.04.2020
STANDARD & POOR	BB	Positive	23.04.2021

CYPRUS

Credit Rating Agency	Rating	Outlook	Date
MOODY'S	Ba1	Stable	23.07.2021
FITCH	BBB-		03.04.2020
STANDARD & POOR	BBB-	Stable	14.09.2018

BIZ EXPERTS REVIEW

Εκπαιδεύουμε, Μορφώνουμε, Ενημερώνουμε

Προσφέρουμε Εξειδικευμένη *Επιστημονική Γνώση*

Ο καθένας στο γνωστικό του πεδίο.

Biz Experts

